



**STATE OF CONNECTICUT, DEPARTMENT OF PUBLIC SAFETY-  
INVESTIGATION REPORT (DPS-302-E) (REVISED 2/3/06)**

Report #: 1200704559 - 00227767

Report Type: Initial Report:  Prosecutors Report:  Supplement:  Re-open:  Assist:  Closing:

Attachments: Statements:  Teletype:  Photos:  Sketchmap:  Evidence:  Other:

CFS NO 1200704559	INCIDENT DATE 12/14/2012	TIME 09:41	INCIDENT DATE 12/14/2012	TIME	PRIMARY OFFICER JEWISS, DANIEL E.	BADGE NO 0336	INVESTIGATING OFFICER PETERS, ALISON A.	BADGE NO 0816
INCIDENT ADDRESS 00012 Dickinson Dr/ Newtown 06482					APARTMENT NO	TOWN CD	TYPE OF EXCEPTIONAL CLEARANCE Not Applicable	CASE STATUS Active

ACTION TAKEN: On 10/11/13, this unit received the 'Amended Supplemental DNA Report VI" from Eric Carita, Forensic Science Examiner I, in which Carita amended the report to include the correct spelling of **01 02 03 12** name (SEE ATTACHED REPORT).

The DNA report is associated to three other Major Crime case numbers (12-00704597, 12-00711626, and 12-00705354) that all relate to case # 12-00704559, which is the main investigative case number from which the final report on the school shooting will be generated.

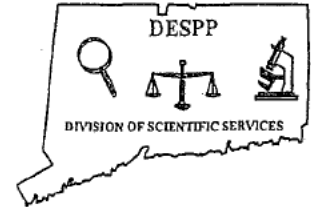
CASE STATUS: This case will remain active pending further investigation.

THE UNDERSIGNED, AN INVESTIGATOR HAVING BEEN DULY SWORN DEPOSES AND SAYS THAT: I AM THE WRITER OF THE ATTACHED POLICE REPORT PERTAINING TO THIS INCIDENT NUMBER. THAT THE INFORMATION CONTAINED THEREIN WAS SECURED AS A RESULT OF (1) MY PERSONAL OBSERVATION AND KNOWLEDGE; OR (2) INFORMATION RELAYED TO ME BY OTHER MEMBERS OF MY POLICE DEPARTMENT OR OF ANOTHER POLICE DEPARTMENT; OR (3) INFORMATION SECURED BY MYSELF OR ANOTHER MEMBER OF A POLICE DEPARTMENT FROM THE PERSON OR PERSONS NAMED OR IDENTIFIED THEREIN, AS INDICATED IN THE ATTACHED REPORT. THAT THE REPORT IS AN ACCURATE STATEMENT OF THE INFORMATION SO RECEIVED BY ME.				
INVESTIGATOR SIGNATURE: <i>/TFC ALISON A PETERS/</i> 	INVESTIGATOR I.D.#: 0816	REPORT DATE: 10/21/2013 03:17 pm 02688	SUPERVISOR SIGNATURE 	SUPERVISOR I.D.#: 130



STATE OF CONNECTICUT

DEPARTMENT OF  
EMERGENCY SERVICES and PUBLIC PROTECTION  
DIVISION OF SCIENTIFIC SERVICES  
FORENSIC SCIENCE LABORATORY



September 27, 2013

Sergeant Josh Pattberg #130  
Connecticut State Police  
Western District Major Crime  
90 Lakeside Road  
Southbury, CT 06488

RE: Connecticut Department of Emergency Services and Public Protection, Division of Scientific Services, Case ID12-002105, Western District Major Crime case# CFS12-00704597.


Dear Sergeant Pattberg:

As per your request, an Amended Supplemental DNA Report VI has been drafted correcting the name **01 02 03 12** to **01 02 03 12**. These corrections can be found on pages 3 and 15 of the above entitled report.

Enclosed is an amended copy of the report. Please forward this information to the appropriate individual(s).

Thank you for your attention in this matter.


Sincerely,

  
Eric J. Carita  
Forensic Science Examiner 1



STATE OF CONNECTICUT

DEPARTMENT OF  
EMERGENCY SERVICES and PUBLIC PROTECTION  
DIVISION OF SCIENTIFIC SERVICES



Guy M. Vallaro, Ph.D.  
Division Director

**DNA SECTION**  
**AMENDED SUPPLEMENTAL DNA REPORT VI**

**LABORATORY CASE #:** ID12-002105

**SUBMITTING AGENCY:** CSP - WDMCS  
452B Bantam Rd  
Litchfield, CT 06759

CSP - EDMCS  
401 West Thames St  
Norwich, CT 06360

Office of the Chief Medical Examiner  
11 Shuttle Rd  
Farmington, CT 06032

**AGENCY CASE #:** CFS12-00704597 (WDMCS)  
CFS12-00711626 (WDMCS)  
CFS12-00705354 (EDMCS)  
12-17618 (OCME)  
12-17626 (OCME)

**TOWN OF INCIDENT:** Newtown, CT

**DATE OF REQUEST:** 09/17/13

**DATE OF REPORT:** 09/27/13

**REPORT TO:** Commanding Officers of above  
Chief Medical Examiner of above

**EVIDENCE DESCRIPTION:**

**Evidence:**

- #2-1S1 Swabbing – forearm of rifle
- #2-1S2 Swabbing – trigger of rifle
- #2-1S3 Swabbing – pistol grip of rifle
- #2-1S4 Swabbing – shoulder stock of rifle
- #2-2S1 Swabbing – cartridge “chambered round”
- #2-3S2 Swabbing – feed area and side of magazine
- #2-4S1 Swabbing – cartridges from magazine

278 Colony Street, Meriden, Connecticut 06451  
Phone (203) 639-6400 Fax (203) 639-6485

*An Affirmative Action / ~~Equal~~ Opportunity Employer*

**AMENDED SUPPLEMENTAL DNA REPORT VI**

**EVIDENCE DESCRIPTION**

**CONTINUED:**

**Evidence Continued:**

#3-G1 Swabbing – both sides of envelope flap  
#3-S1 Swabbing – both sides of Christmas Card  
#3-S2 Swabbing – adhesive side of stamp  
#4-2S2 Swabbing - .22 caliber cartridges  
#4-1S4 Swabbing – left side of stock area  
#4-1S5 Swabbing – handle area of rifle  
#4-1S6 Swabbing – forend area of rifle  
#40 Swabbing from “drivers exterior front door handle”  
#41 Swabbing from “drivers exterior rear door handle”  
#56-1S1 Swabbing – handle of Glock handgun  
#56-1S2 Swabbing – grip area on slide of Glock handgun  
#56-1S3 Swabbing – trigger area of Glock handgun  
#56-2S1 Swabbing – cartridge from chamber of Glock  
#56-3S1 Swabbing – Glock magazine  
#57-1S1 Swabbing – handle of Sig Sauer handgun  
#57-1S2 Swabbing – grip area on slide of Sig Sauer handgun  
#57-1S3 Swabbing – trigger area of Sig Sauer handgun  
#57-2S1 Swabbing – Mec-Gar magazine  
#55-S1 Swabbing – unstained areas of black, duct-taped, magazines  
#68-1S1 Swabbing – 9mm Sig Sauer P226 magazine  
#68-3S1 Swabbing – 9mm Sig Sauer P226 magazine  
#68-5S1 Swabbing – 9mm Mec-Gar Plus 2 magazine  
#69-1S1 Swabbing – PMAG 30 magazine  
#69-2S1 Swabbing – thirty 5.56 X 45 cartridges from magazine 69-1  
#70-1S1 Swabbing – Glock 10mm magazine  
#70-3S1 Swabbing – Glock 10mm magazine  
#71-1S1 Swabbing – Glock 10mm magazine  
#71-3S1 Swabbing – Glock 10mm magazine  
#73-S1 Swabbing – exterior of taped magazines  
#73-S3 Swabbing – cartridges from magazine  
#110-S1 Swabbing – neckline and cuff areas of C Sport sweatshirt  
#110-S2 Cutting – stain on back left shoulder of C Sport sweatshirt  
#53-S1 Swabbing – 5.56X45 S&B cartridge  
#58-S1 Swabbing – 10mm Auto cartridge  
#59-S1 Swabbing – 10mm Auto cartridge  
#63-S1 Swabbing – 5.56X45 S&B cartridge  
#67-S1 Swabbing – 5.56X45 S&B cartridge

AMENDED SUPPLEMENTAL DNA REPORT VI

**EVIDENCE DESCRIPTION**

**CONTINUED:**

**Evidence Continued:**

- #72-1S1 Swabbing – Sig Sauer magazine
- #72-2S1 Swabbing – Twenty cartridges from 72-1
- #72-3S1 Swabbing – Sig Sauer magazine
- #72-4S1 Swabbing – Twenty cartridges from 72-3
- #72-5S1 Swabbing – Glock magazine.
- #74-1S1 Swabbing – unstained areas of PMAG magazine
- #74-2S1 Swabbing – Ten cartridges from 74-1
- #74-3S1 Swabbing – unstained areas of PMAG magazine
- #74-4S1 Swabbing – thirteen cartridges from 74-3
- #74-5S1 Swabbing – unstained areas of empty PMAG magazine
- #75-S1 Swabbing – 5.56 X 45 cartridge
- #108-1S1 Swabbing – forearm area of Saiga-12 shotgun
- #108-1S2 Swabbing – stock area of Saiga-12 shotgun
- #108-1S3 Swabbing – trigger area of Saiga-12 shotgun
- #108-2S1 Swabbing – magazine
- #108-4S1 Swabbing – magazine
- #108-5S1 Swabbing – ten 12 gauge 00 Buck shotgun shells

**Knowns:**

01 02

Known bloodstain,  
Known bloodstain,  
Known bloodstain,  
Known muscle sam  
Known bloodstain,  
Known bloodstain,  
Known bloodstain,  
Known bloodstain,  
Known bloodstain,  
Known bloodstain,  
Known brain samp  
Known brain samp  
Known bloodstain,  
Known bloodstain,  
Known bloodstain,  
Known bloodstain,  
Known bloodstain,  
Known bloodstain,

01 02

AMENDED SUPPLEMENTAL DNA REPORT VI

**EVIDENCE DESCRIPTION**

**CONTINUED:**

Knowns Continued:

[REDACTED]	Known brain sample	01 02
[REDACTED]	Known bloodstain,	
[REDACTED]	Known bloodstain,	
[REDACTED]	Known bloodstain,	
[REDACTED]	Known bloodstain,	
[REDACTED]	Known bloodstain,	
[REDACTED]	Known bloodstain,	
[REDACTED]	Known bloodstain,	
[REDACTED]	Known bloodstain,	

RESULTS OF EXAMINATION:

1. DNA was previously extracted and analyzed from all items and submissions listed within the Evidence portion of the Evidence Description section. DNA was extracted from submissions **01 02**. DNA was purified according to standard laboratory protocols.

2A. Extracted material obtained from submissions # **01 02** was amplified by the AmpF/STR Identifier Plus procedure as described in laboratory protocols. STR alleles were separated and detected by standard laboratory protocols. Based upon limited data, the profile results from submission # **01 02** were not suitable for comparison to all items and submissions listed within the Evidence portion of the Evidence Description section.

2B. The following results were obtained on the amplified items:

Identifier / Identifier Plus Alleles Detected

Item #	D8S1179	D21S11	D7S820	CSF1PO	D3S1358	TH01	D13S317	D16S539	D2S1338
2-1S1	8,12,13, 14,15	30,30.2, 31,31.2, 32.2,*	9,10,11,*	10,11,12, 13	14,15,16, 18	6,7,9,9.3	11,12,*	9,10,11, 12,13	17,18,19, 24
2-1S2	8,10,13, 14,*	*	11	12	NR	7,9.3	NR	*	20,23,24
2-1S3	8,10,11, 12,13,14, 15	28,30, 31.2,32.2,*	8,10,11, 12	8,10,11,12	14,15,16, 18,*	5,6,9,9.3,*	10,12,13,*	11,12,13,*	17,19,23, 24
2-1S4	8,11,12, 13,14,15	28,30,31, 31.2	8,9,10,11, 12	10,11,12	15,16,17, 18,*	6,7,9,9.3	11,12,13	9,11,12,13 ,*	17,19,24
2-2S1	NR	*	*	12	NR	NR	NR	*	*
2-3S2	8,11,12, 13,14,15	30,31	8,9,10,12, *	10,12	15,16,18	6,7,9,9.3	11,12,13	9,11,12,13	17,19,*
2-4S1	*	30	*	NR	NR	NR	NR	NR	17,*

**AMENDED SUPPLEMENTAL DNA REPORT VI**

Item #	D8S1179	D21S11	D7S820	CSF1PO	D3S1358	TH01	D13S317	D16S539	D2S1338
3-G1	14	31,31.2	9,13	12	15,17	6,7	9,12	11	22,26
3-S1	14,*	31,31.2	9	12,*	15	6,7,*	*	*	NR
3-S2	14	31,31.2	9,13	12	15,17	6,7	9,12	11	22,26
4-2S2	11	28,31	10,11	11,12	14,16	6,9,3	11,12	12,13	17,24
4-1S4	8,13	30.2,32.2	10,11	10,13,*	14,16,*	6,7	11,12	12,13	17,24
4-1S5	8,13	NR	NR	NR	16	6	NR	NR	NR
4-1S6	13,15,*	30.2,31.2, 32.2	10,12	10,11	16,17,*	7	11,12	11,13	17,19,23
40	10	NR	NR	NR	NR	NR	NR	NR	NR
41	12	NR	NR	NR	NR	NR	NR	NR	NR
56-1S1	8,13,*	28,30.2, 32.2,*	10,11	10,12,13,*	14,15,16, 17,18	5,6,7,9.3,*	11,12	12,13	17,*
56-1S2	8,10,13	30.2,31.2, 32.2,*	9,10,11	10,12,13	14,16,*	5,6,7,9.3	11,12	12,13	17
56-1S3	8,10,11, 13	28,30.2, 31, 32.2	10,11	10,11,12, 13	14,15,16, 17	6,7,9.3	11,12	12,13	17,24
56-2S1	*	*	NR	NR	NR	6	*	NR	NR
56-3S1	8,13,14,*	28,30,30.2, 32.2,*	8,10,11, 12	10,13	14,15,16, 18	6,7,9,9.3,*	11,12,13,*	12,13,*	17,22
57-1S1	8,13,14, 15	30,30.2,31, 32.2	9,10,11	10,12,13	14,15,16, 18	6,7,9,9.3	11,12,13	9,12,13	17,19
57-1S2	8,13,14	30.2,32.2	10,11	10,13	14,16,*	6,7,9.3	11,12	11,12,13	17
57-1S3	8,13	30.2,32.2	*	NR	14	6,*	*	*	17
57-2S1	8,13,*	29,30.2, 32.2	10,11	10,12,13	14,16,*	6,7,9	11,12,*	12,13	17
55-S1	10,11,13, 15	28,29,30, 31.2,33.2	8,9,10, 11	11,12	14,15,16, 18	5,9.3	11,12,14	11,12,13, 14	17,20,24
68-1S1	8,11,13	30.2	NR	*	14,16,*	6,*	11	12	17
68-3S1	8,11,14,*	29,30,32.2	8,9,12	10,12	14,15,16, 18	7,9,9.3	12,13,*	12,13	17,23
68-5S1	8,13	30.2,32.2	10,11	10,13	14,16	6,7	11,12	12,13	17
69-1S1	8,10,11, 12,13,14	28,29,30, 31.2,*	9,10,11	11,12	14,15,16, 17,18	6,7,9,9.3	10,11,12, 13	11,12,13	17,20,24
69-2S1	10,12,13	*	NR	12	15,16	5,9.3	12,*	11,*	17
70-1S1	8	*	*	12,*	14,*	6,7,9.3	12	12,13	17
70-3S1	8,13,15	28,29,30.2, 32.2	8,10,11	10,12,13	14,16,18	6,7,9.3	11,12	12,13,14	17
71-1S1	8,10,11, 13,*	30.2,32.2	10,*	10,12,*	14,16,18	6,9.3,*	11,12,14	12,13	17,*
71-3S1	*	*	NR	10	16	6	*	13,*	NR
73-S1	8,13	30.2,32.2	10,11	10,13	14,16	6,7	11,12	12,13	17
73-S3	8,13,*	30.2,32.2	10,*	10,13	14,16	6,7	11,12	12,13	17
110-S1	8,13	30.2,32.2	10,*	10,13	14,16	6,7	11,12	12,13	17
110-S2	13,15	29,32.2	10	10,11	15,16	6,7	9,11	12,13	17,22
53-S1	*	NR	NR	NR	*	NR	NR	NR	NR
58-S1	8,13	30.2,32.2	10,11	10,13	14,16	6,7	11,12	12,13	17

AMENDED SUPPLEMENTAL DNA REPORT VI

Item #	D8S1179	D21S11	D7S820	CSFIPO	D3S1358	TH01	D13S317	D16S539	D2S1338
59-S1	13,14	28,32.2	8,12	10,12	15,18	7,9.3	12	12,14	17,23
63-S1	13,15	28,29	8,10	12	16,18	9.3	11	12,14	17
67-S1	8,13,*	29,30.2, 32.2,*	10,11	10,13	14,16	6,7	11,12	12,13	17
72-1S1	8,13	30.2,32.2	10,11	10,13	14,16	6,7	11,12	12,13	17
72-2S1	8,*	NR	NR	NR	NR	*	NR	NR	*
72-3S1	8,13,*	30.2,32.2,*	10,11	10,13,*	14,16	6,7,8,*	11,12,*	12,13	17
72-4S1	8,13	30.2,32.2	10,11	10,13	14,16	6,7	11,12	12,13	17
72-5S1	8,12,13, 14	30,30.2, 31.2, 32.2	10,11	10,12,13	14,16,18	6,7,9.3	11,12	11,12,13	17,24
74-1S1	8,12,13, 14,15,*	28,30,31, 31.2,32.2	8,9,10, 11,12	10,11,12	14,15,16, 18	6,7,8,9,9.3	8,11,12,13	9,10,11, 12,13	17,18,19, 20,24
74-2S1	8,13,14,*	30,31.2,*	8,11,12	10,*	15,16,18	6,9,9.3,*	12,13	11,12,13	17,*
74-3S1	8,10,11, 12,13,14, 15	28,30,31, 31.2,32.2,*	8,9,10, 11,12	10,11,12	15,16,17, 18	6,7,8,9,9.3	8,9,10,11, 12,13	9,10,11, 12,13	17,18,19, 20,23,24
74-4S1	8,13,14, 15,*	29,30,31, 31.2,32.2	8,11,12,*	10,11,12	14,15,16, 17,18	6,7,9,9.3	11,12,13	10,11,12, 13	17,18,19
74-5S1	8,10,11, 12,13,14, 15	28,29,30, 31, 31.2,32.2	8,9,10, 11,12	10,11,12	15,16,17, 18	6,7,9,9.3	8,9,11,12, 13	9,10,11, 12,13	17,18,19, 20,23,24
75-S1	*	NR	NR	*	NR	NR	NR	NR	NR
108-1S1	12,13,14, *	30,31.2	11	12	15,16,18	6,7,9.3	8,12	9,11,12, 13,*	24
108-1S2	8,12,13, 14	30,*	10,11	12,*	14,16,18	6,7,9,9.3	11,12	11,12,13	17,24
108-1S3	8,13,14	30.2,31.2, 32.2,*	10,11	*	14,16,18	6,7	11,12	12,13	17
108-2S1	12,13,14	30,31.2	11	12	16,18,*	6,7,9.3	12	11,13,*	24
108-4S1	13,14,*	NR	NR	*	NR	NR	*	*	NR
108-5S1	13,*	NR	NR	NR	NR	NR	*	NR	NR
01 02	10, 12	27, 30	10, 12	11, 12	16, 18	9.3, 10	12	11, 13	19, 23
01 02	14, 15	28, 31	7, 11	11, 12	15	9, 9.3	11, 14	12	18, 20
01 02	10, 15	30	8, 11	11	16, 18	8	9, 10	11, 12	19, 20
01 02	10, 13	30, 33.2	9, 10	12	15, 16	5, 9.3	11, 12	11, 12	17, 20
01 02	10, 13	29, 30	10, 13	11, 13	15, 17	9.3	8, 12	10, 12	20
01 02	13, 14	31, 31.2	11	10	14, 15	7, 9	11, 13	11, 13	18, 25
01 02	12, 14	30, 31.2	11	12	16, 18	6, 9.3	12	11, 13	24
01 02	10, 12	27	8, 10	10, 12	15, 18	7, 9	13, 14	9, 11	19, 21
01 02	11, 12	32.2, 34.2	8, 10	11, 12	15	8, 9.3	11, 12	9, 10	17, 26
01 02	13, 15	28, 32.2	10, 12	11, 12	15, 16	6, 7	9, 11	9, 10	18, 23
01 02	12, 13	30, 32.2	11	10, 11	14, 15	6	11	9, 12	17, 25
01 02	13, 15	28, 32.2	10, 11	11, 13	16	6, 9	8, 11	12, 13	20
01 02	13, 14	31.2, 32.2	10, 11	10, 12	17, 18	9.3	13, 14	12, 13	20, 25
01 02	12, 13	29, 32.2	9, 12	10, 11	15, 17	6, 9.3	10, 11	11	17, 19
01 02	13, 15	30, 31	9, 10	10, 12	16, 18	7, 9	11, 12	9, 13	17, 19
01 02	10, 13	29, 32.2	8, 9	11, 13	15, 17	9.3	10, 11	9, 13	20, 25



**AMENDED SUPPLEMENTAL DNA REPORT VI**

Item #	D8S1179	D21S11	D7S820	CSF1PO	D3S1358	TH01	D13S317	D16S539	D2S1338
01 02	11	28, 31	10, 11	11, 12	14, 16	6, 9.3	11, 12	12, 13	17, 24
	9, 16	28	8, 10	12	15	8, 10	11, 13	10, 13	22, 23
	13, 15	28, 29	8, 10	12	16, 18	9.3	11	12, 14	17
	15	31.2, 32.2	8, 12	11, 12	15	9	8, 12	12	17, 20
	13, 14	28, 32.2	8, 12	10, 12	15, 18	7, 9.3	12	12, 14	17, 23
	10, 12	28, 31.2	9, 11	11, 12	15, 17	9.3	10, 14	11, 13	17, 24
	8, 14	30	8, 12	10	15, 18	9, 9.3	12, 13	12, 13	17
	13, 14	28, 33.2	7, 10	10, 11	15, 16	7, 9.3	8, 11	12, 13	17, 18
	10, 16	27, 29	8, 10	10, 11	16, 17	6, 9	11, 12	12, 13	23

\* = additional minor peak(s) detected. NR = No Results.

Identifiler / Identifiler Plus Alleles Detected

Item #	D19S433	vWA	TPOX	D18S51	AMEL	D5S818	FGA
2-1S1	12,13,14,15,15.2,*	14,16,17,18,*	8,10,11,12	13,16,17,18,20,21,*	X,Y	11,12,13,14	20,21,22,23,24
2-1S2	12,14,*	18	8,*	*	X,Y	11,12	21
2-1S3	12,13,14,14.2,15,15.2	14,15,16,17,18	8,10,11,12	12,13,15,16,18,*	X,Y	10,11,12,13,14	21,22,23,24,25
2-1S4	12,13,14,15,*	14,16,17,18	8,10,11	12,13,15,16,20,*	X,Y	11,12,13,14,*	21,22,23,24,*
2-2S1	*	16	NR	NR	NR	*	NR
2-3S2	12,13,14	14,16,17,18,*	8,10,11	13,15,16,20	X,Y	11,12,13,14	23,24
2-4S1	14,*	NR	*	NR	X	*	NR
3-G1	13	16,17	10,11	15,17	X,Y	11	20,25
3-S1	13,*	16,17	8,10	NR	X,Y	11	NR
3-S2	13	16,17	10,11	15,17	X,Y	11	*
4-2S2	14,14.2	17,18	8	12,13	X	10,11	20,21
4-1S4	13,15.2	14,*	11,12	13,17,*	X,Y	12,13	20,23
4-1S5	13,*	14	*	15	X,Y	12	NR
4-1S6	13,14,15,15.2	14,16,18	8,11,12	17,20	X,Y	11,12,14	22,24
40	NR	NR	NR	NR	NR	NR	NR
41	NR	NR	NR	NR	NR	NR	NR
56-1S1	13,14,15,15.2	14	8,11,12	13,16,17	X,Y	11,12	20,21,22,23
56-1S2	13,14,15.2	14,18	8,11,12	13,17	X,Y	12	20,23,*
56-1S3	13,14,14.2,15.2,*	14,16,17,18	8,11,12	12,13,17	X,Y	10,11,12	20,21,22,23
56-2S1	*	*	NR	NR	*	NR	*
56-3S1	11,12,13,14,15.2,*	14,17	8,11,12	13,15	X,Y	11,12,13	20,23,*
57-1S1	12,13,14,15.2,*	14,17,18	8,11,12	13,16,17	X,Y	12,13,14	20,23,24
57-1S2	12,13,15.2	14,*	8,11,12	13,17	X,Y	12	20,23,*

**AMENDED SUPPLEMENTAL DNA REPORT VI**

Item #	D19S433	vWA	TPOX	D18S51	AMEL	D5S818	FGA
57-1S3	13,15.2,*	14	*	*	*	*	*
57-2S1	13,15.2	14	8,11,12	13,17	X,Y	12	20,23
55-S1	13,14,15,16	15,16,17, 18	8,11,12	12,13,16,17	X,Y	11,12	21,22,24
68-1S1	13,*	14,17	*	13,17,*	X,*	*	NR
68-3S1	12,13,14,*	14,16,17	8,11	13,15	X	11,12,13	23,24,*
68-5S1	13,15.2	14	11,12	13,17	X,Y	12	20,23
69-1S1	12,13,14,15, 16	14,15,16, 17,18	8,10,11,*	12,13,17, 21,*	X,Y	10,11,12,*	21,22,23, 24,*
69-2S1	13,14,15	16,18	8,*	12	X,Y	11,12,*	*
70-1S1	15.2,*	14	11,*	*	X,Y	12	*
70-3S1	13,15.2,16	14,15,16	11,12	13,16,17	X,Y	11,12	20,21,22, 23
71-1S1	13,14,14.2, 15.2	14,17,*	8,11	13,*	X,Y	12,*	21,*
71-3S1	*	14	12	NR	X,*	12,*	*
73-S1	13,15.2	14	11,12	13,17	X,Y	12	20,23
73-S3	13,15.2	14	11,12	17,*	X,Y	12	20,23
110-S1	13,15.2	14	11,12	13,17	X,Y	12	20,23
110-S2	14,15.2	14,19	8,12	11,17	X	11,12	21,23
53-S1	NR	NR	8	NR	NR	NR	NR
58-S1	13,15.2	14	11,12	13,17	X,Y	12	20,23
59-S1	13.2,15	17,19	8,12	13,14	X	12,13	22,27
63-S1	13,16	15,16	11	16,17	X	11	21,22
67-S1	13,15.2,*	14	8,10,11,12	13,17	X,Y	12	20,23
72-1S1	13,15.2	14	11,12	13,17	X,Y	12	20,23
72-2S1	*	*	NR	NR	*	NR	*
72-3S1	13,15.2,*	14	11,12,*	13,17,*	X,Y	11,12	20,23
72-4S1	13,15.2	14	11,12	13,17	X,Y	12	20,23
72-5S1	12,13,15,15.2	14,16,18	8,10,11,12	13,17,*	X,Y	11,12	20,21,22, 23
74-1S1	12,13,14,15,*	14,16,17, 18,19,*	8,11	12,13,14, 16,20,*	X,Y	11,12,13, 14	20,21,22, 23, 24
74-2S1	12,14,*	14,16,17	8,10,11	13,15,18	X,*	11,12,13	23
74-3S1	12,13,14,15	14,15,16, 17,18	8,11,*	13,15,16, 18,19,20,*	X,Y	11,12,13, 14	20,21,22, 23,24
74-4S1	11,12,13,14	14,16,17, 18,19	8,11	12,13,14,15	X,Y	11,12,13,*	22,23,24,*
74-5S1	12,13,14,15	14,16,17, 18	8,10,11	12,13,14, 15,16,18, 20,21,*	X,Y	9,11,12,13, 14	20,21,22, 23, 24
75-S1	NR	NR	NR	16	NR	NR	NR
108-1S1	12,13,14,15, 15.2	14,16,17, 18	8,10,*	18,*	X,Y	11,12	21,22,*
108-1S2	12,13,14,15, 15.2	16,18,*	8,10	18,21	X,Y	11,12,*	21,22
108-1S3	12,13,15,15.2	14,16	8,11,12	13,17,*	X,Y	11,12	23,*

AMENDED SUPPLEMENTAL DNA REPORT VI

Item #	D19S433	vWA	TPOX	D18S51	AMEL	D5S818	FGA
108-2S1	12,15	16,18,*	8,10	21,*	X,Y	11,*	21,22
108-4S1	*	NR	*	NR	Y,*	*	NR
108-5S1	*	*	NR	NR	NR	NR	NR
01 02	14, 15	14, 17	8	12, 15	X	12	20, 26
	15, 16	14, 17	8	14, 17	X, Y	10, 11	19, 22.2
	14, 15	17	8	13, 16	X	11, 12	21, 22
	13, 14	16, 18	8, 12	12, 13	X, Y	11, 12	21, 24
	14, 15	16, 19	8	14, 16	X	9, 11	23, 24
	12, 14	17, 19	8, 9	12, 14	X	11, 13	23
	12, 15	16, 18	8, 10	18, 21	X, Y	11	21, 22
	13, 14	14, 17	8, 11	14, 17	X, Y	11, 13	21, 22
	14	15	8,9	18,19	X	11,12	24,25
	12,14	17,18	8,11	13,19	X,Y	11	20,21
	14	17	8, 9	10, 12	X	11	23
	14, 14.2	17, 18	9, 11	13, 14	X	12, 13	21, 25
	14, 15	17	8	15	X, Y	10	18, 24
	14	17	8, 11	16	X, Y	11, 13	21, 23
	13, 14	18	8	16, 20	X	13, 14	24
	13, 14.2	17, 19	8, 11	12	X	12	24, 25
	14, 14.2	17, 18	8	12, 13	X	10, 11	20, 21
	11, 16	17	6, 8	17, 19	X, Y	11, 12	19, 20
	13, 16	15, 16	11	16, 17	X	11	21, 22
	14	16, 17	8, 11	12, 14	X	13	20, 24
	13,2, 15	17, 19	8, 12	13, 14	X	12, 13	22, 27
	14, 15	16, 17	8	13, 16	X	11	21, 22
	12, 14	14, 17	8, 11	13, 15	X	12, 13	23
	13	14, 18	8	12, 14	X	11, 12	20
	14, 14.2	16, 18	8, 9	12, 14	X	7, 10	21, 29

\* = additional minor peak(s) detected. NR = No Results.

3. All items listed within the Knowns portion of the Evidence Description section, except items **01 02**, were retained at the laboratory. Items **01 02** were returned to the submitting agency.

AMENDED SUPPLEMENTAL DNA REPORT VI

CONCLUSIONS:

4. The results demonstrate that item #2-1S1 (swabbing – forearm of rifle) is a mixture. **01 02 03 12** (item **01 02**) and **01 02 03 12** (item #**01 02**) are included as contributors to the DNA profile from item #2-1S1. The expected frequency of individuals who could be a contributor to the DNA profile from item #2-1S1 is approximately 1 in 81,000 in the African American population, approximately 1 in 6,900 in the Caucasian population, and approximately 1 in 13,000 in the Hispanic population.

All other items listed within the Knowns portion of the Evidence Description section are eliminated as contributors to the DNA profile from item #2-1S1.

5. The results demonstrate that item #2-1S3 (swabbing – pistol grip of rifle) is a mixture. L. Rousseau (item **01 02**) is included as a contributor to the DNA profile from item #2-1S3. The expected frequency of individuals who could be a contributor to the DNA profile from item #2-1S3 is approximately 1 in 75,000 in the African American population, approximately 1 in 5,100 in the Caucasian population, and approximately 1 in 11,000 in the Hispanic population.

**01 02 03 12** (item **01 02**) cannot be eliminated as a contributor to the DNA profile from item #2-1S3. The expected frequency of individuals who cannot be eliminated as a contributor to the DNA profile (at all loci tested except D18S51) from item #2-1S3 is approximately 1 in 29,000 in the African American population, approximately 1 in 2,100 in the Caucasian population, and approximately 1 in 3,700 in the Hispanic population.

All other items listed within the Knowns portion of the Evidence Description section are eliminated as contributors to the DNA profile from item #2-1S3.

6. The results demonstrate that item #2-1S4 (swabbing – shoulder stock of rifle) is a mixture. **01 02 03 12** (item **01 02**) and L. Rousseau (item **01 02**) are included as contributors to the DNA profile from item #2-1S4. The expected frequency of individuals who could be a contributor to the DNA profile from item #2-1S4 is approximately 1 in 30,000 in the African American population, approximately 1 in 2,800 in the Caucasian population, and approximately 1 in 11,000 in the Hispanic population.

**01 02 03 12** (item #**01 02**) cannot be eliminated as a contributor to the DNA profile from item #2-1S4. The expected frequency of individuals who cannot be eliminated as a contributor to the DNA profile (at all loci tested except D18S51) from item #2-1S4 is approximately 1 in 8,300 in the African American population, approximately 1 in 1,000 in the Caucasian population, and approximately 1 in 2,900 in the Hispanic population.

**01 02 03 12** (item #**01 02**) cannot be eliminated as a contributor to the DNA profile from item #2-1S4. The expected frequency of individuals who cannot be eliminated as a contributor to the DNA profile (at all loci tested except D3S1358, D19S433, D5S818, and FGA) from item #2-1S4 is approximately 1 in 4,200 in the African American population, approximately 1 in 530 in the Caucasian population, and approximately 1 in 1,100 in the Hispanic population.

AMENDED SUPPLEMENTAL DNA REPORT VI

**CONCLUSIONS  
CONTINUED:**

All other items listed within the Knowns portion of the Evidence Description section are eliminated as contributors to the DNA profile from item #2-1S4.

7. The results demonstrate that item #2-3S2 (swabbing – feed area and side of magazine) is a mixture **01 02 03 12** (item **01 02** and L. Rousseau (item **01 02**)) are included as contributors to the DNA profile from item #2-3S2. The expected frequency of individuals who could be a contributor to the DNA profile from item #2-3S2 is approximately 1 in 7.4 million in the African American population, approximately 1 in 1.9 million in the Caucasian population, and approximately 1 in 2.8 million in the Hispanic population.

All other items listed within the Knowns portion of the Evidence Description section are eliminated as contributors to the DNA profile from item #2-3S2.

8. The results are consistent with **01 02 03 12** (item # **01 02** being the source of the DNA profile from item #4-2S2 (swabbing - .22 caliber cartridges). The expected frequency of individuals who could be the source of the DNA profile from item #4-2S2 is less than 1 in 7 billion in the African American, Caucasian, and Hispanic populations.

The results eliminate all other items listed within the Knowns portion of the Evidence Description section as the source of the DNA profile from item #4-2S2.

9. The results demonstrate that item #56-1S3 (swabbing – trigger area of Glock handgun) is a mixture. **01 02 03 12** (item **01 02**) is included as a contributor to the DNA profile from item #56-1S3. The expected frequency of individuals who could be a contributor to the DNA profile from item #56-1S3 is approximately 1 in 1.4 billion in the African American population, approximately 1 in 5.6 million in the Caucasian population, and approximately 1 in 57 million in the Hispanic population.

All other items listed within the Knowns portion of the Evidence Description section are eliminated as contributors to the DNA profile from item #56-1S3.

10. The results demonstrate that item #56-3S1 (swabbing – Glock magazine) is a mixture. L. Rousseau (item **01 02**) is included as a contributor to the DNA profile from item #56-3S1. The expected frequency of individuals who could be a contributor to the DNA profile from item #56-3S1 is less than 1 in 7 billion in the African American population, approximately 1 in 150 million in the Caucasian population, and approximately 1 in 690 million in the Hispanic population.

All other items listed within the Knowns portion of the Evidence Description section are eliminated as contributors to the DNA profile from item #56-3S1.

AMENDED SUPPLEMENTAL DNA REPORT VI

**CONCLUSIONS  
CONTINUED:**

11. The results demonstrate that item #57-1S1 (swabbing – handle of Sig Sauer handgun) is a mixture. **01 02 03 12** (item **01 02**) cannot be eliminated as a contributor to the DNA profile from item #57-1S1. The expected frequency of individuals who cannot be eliminated as a contributor to the DNA profile (at all loci tested except D18S51) from item #57-1S1 is approximately 1 in 10.2 million in the African American population, approximately 1 in 1.5 million in the Caucasian population, and approximately 1 in 2.3 million in the Hispanic population.

All other items listed within the Knowns portion of the Evidence Description section are eliminated as contributors to the DNA profile from item #57-1S1.

12. The results demonstrate that item #55-S1 (swabbing – unstained areas of black, duct-taped, magazines) is a mixture **01 02 03 12** (item **01 02**) and **01 02 03 12** (item **01 02**) are included as contributors to the DNA profile from item #55-S1. The expected frequency of individuals who could be a contributor to the DNA profile from item #55-S1 is approximately 1 in 220 million in the African American population, approximately 1 in 390,000 in the Caucasian population, and approximately 1 in 6.1 million in the Hispanic population.

All other items listed within the Knowns portion of the Evidence Description section are eliminated as contributors to the DNA profile from item #55-S1.

13. The results demonstrate that item #68-3S1 (swabbing – 9mm Sig Sauer P226 magazine) is a mixture. L. Rousseau (item **01 02**) is included as a contributor to the DNA profile from item #68-3S1. The expected frequency of individuals who could be a contributor to the DNA profile from item #68-3S1 is less than 1 in 7 billion in the African American population, approximately 1 in 780 million in the Caucasian population, and approximately 1 in 2.5 billion in the Hispanic population.

All other items listed within the Knowns portion of the Evidence Description section are eliminated as contributors to the DNA profile from item #68-3S1.

14. The results demonstrate that item #69-1S1 (swabbing – PMAG 30 magazine) is a mixture. **01 02 03 12** (item **01 02**) cannot be eliminated as a contributor to the DNA profile from item #69-1S1. The expected frequency of individuals who cannot be eliminated as a contributor to the DNA profile (at all loci tested except D18S51) from item #69-1S1 is approximately 1 in 100,000 in the African American population, approximately 1 in 1,800 in the Caucasian population, and approximately 1 in 11,000 in the Hispanic population.

All other items listed within the Knowns portion of the Evidence Description section are eliminated as contributors to the DNA profile from item #69-1S1.

AMENDED SUPPLEMENTAL DNA REPORT VI

**CONCLUSIONS  
CONTINUED:**

15. The results demonstrate that item #69-2S1 (swabbing – thirty 5.56 X 45 cartridges from magazine 69-1) is a mixture. 01 02 03 12 (item 01 02) cannot be eliminated as a contributor to the DNA profile from item #69-2S1. The expected frequency of individuals who cannot be eliminated as a contributor to the DNA profile (at loci D8S1179, CSF1PO, D3S1358, THO1, D19S433, vWA, and D5S818) from item #69-2S1 is approximately 1 in 840,000 in the African American population, approximately 1 in 23,000 in the Caucasian population, and approximately 1 in 60,000 in the Hispanic population.

All other items listed within the Knowns portion of the Evidence Description section are eliminated as contributors to the DNA profile from item #69-2S1.

16. The results demonstrate that item #70-3S1 (swabbing – Glock 10mm magazine) is a mixture. 01 02 03 12 (item 01 02) is included as a contributor to the DNA profile from item #70-3S1. The expected frequency of individuals who could be a contributor to the DNA profile from item #70-3S1 is less than 1 in 7 billion in the African American population, approximately 1 in 4.3 billion in the Caucasian population, and approximately 1 in 4.1 billion in the Hispanic population.

All other items listed within the Knowns portion of the Evidence Description section are eliminated as contributors to the DNA profile from item #70-3S1.

17. Insufficient amplification products were detected from item #53-S1 (swabbing – 5.56X45 S&B cartridge) for comparisons to the known DNA profiles of 01 02 03 12 (#01 02), 01 02 03 12 (01 02), and 01 02 03 12 (#01 02).

The results eliminate all other items listed within the Knowns portion of the Evidence Description section as the source of the DNA profile from item #53-S1.

18. The results are consistent with D. Hochsprung (item 01 02) being the source of the DNA profile from item #59-S1 (swabbing – 10mm Auto cartridge). The expected frequency of individuals who could be the source of the DNA profile from item #59-S1 is less than 1 in 7 billion in the African American, Caucasian, and Hispanic populations.

The results eliminate all other items listed within the Knowns portion of the Evidence Description section as the source of the DNA profile from item #59-S1.

19. The results are consistent with 01 02 03 12 (item 01 02) being the source of the DNA profile from item #63-S1 (swabbing – 5.56X45 S&B cartridge). The expected frequency of individuals who could be the source of the DNA profile from item #63-S1 is less than 1 in 7 billion in the African American, Caucasian, and Hispanic populations.

AMENDED SUPPLEMENTAL DNA REPORT VI

**CONCLUSIONS  
CONTINUED:**

The results eliminate all other items listed within the Knowns portion of the Evidence Description section as the source of the DNA profile from item #63-S1.

20. The results demonstrate that item #72-5S1 (swabbing – Glock magazine) is a mixture. **01 02 03 12** (item **01 02**) cannot be eliminated as a contributor to the DNA profile from item #72-5S1. The expected frequency of individuals who cannot be eliminated as a contributor to the DNA profile (at all loci tested except D18S51) from item #72-5S1 is approximately 1 in 190 million in the African American population, approximately 1 in 2.4 million in the Caucasian population, and approximately 1 in 6.8 million in the Hispanic population.

All other items listed within the Knowns portion of the Evidence Description section are eliminated as contributors to the DNA profile from item #72-5S1.

21. The results demonstrate that item #74-1S1 (swabbing – unstained areas of PMAG magazine) is a mixture. **01 02 03 12** (item # **01 02** and R. Marie D'Avino (item **01 02**)) are included as contributors to the DNA profile from item #74-1S1. The expected frequency of individuals who could be a contributor to the DNA profile from item #74-1S1 is approximately 1 in 11,000 in the African American population, approximately 1 in 530 in the Caucasian population, and approximately 1 in 2,200 in the Hispanic population.

L. Rousseau (item **01 02**) cannot be eliminated as a contributor to the DNA profile from item #74-1S1. The expected frequency of individuals who cannot be eliminated as a contributor to the DNA profile (at all loci tested except D18S51) from item #74-1S1 is approximately 1 in 1,700 in the African American population, approximately 1 in 180 in the Caucasian population, and approximately 1 in 530 in the Hispanic population.

All other items listed within the Knowns portion of the Evidence Description section are eliminated as contributors to the DNA profile from item #74-1S1.

22. The results demonstrate that item #74-2S1 (swabbing – Ten cartridges from 74-1) is a mixture. L. Rousseau (item **01 02**) is included as a contributor to the DNA profile from item #74-2S1. The expected frequency of individuals who could be a contributor to the DNA profile from item #74-2S1 is less than 1 in 7 billion in the African American, Caucasian, and Hispanic populations.

All other items listed within the Knowns portion of the Evidence Description section are eliminated as contributors to the DNA profile from item #74-2S1.



AMENDED SUPPLEMENTAL DNA REPORT VI

**CONCLUSIONS  
CONTINUED:**

23. The results demonstrate that item #74-3S1 (swabbing – unstained areas of PMAG magazine) is a mixture. **01 02 03 12** (**01 02**), **01 02 03 12** (item #**01 02**), **01 02 03 12** (item **01 02**) and L. Rousseau (item **01 02**) are included as contributors to the DNA profile from item #74-3S1. The expected frequency of individuals who could be a contributor to the DNA profile from item #74-3S1 is approximately 1 in 1,100 in the African American population, approximately 1 in 120 in the Caucasian population, and approximately 1 in 380 in the Hispanic population.

R. Marie D'Avino (item **01 02**) cannot be eliminated as a contributor to the DNA profile from item #74-3S1. The expected frequency of individuals who cannot be eliminated as a contributor to the DNA profile (at all loci tested except D18S51) from item #74-3S1 is approximately 1 in 500 in the African American population, approximately 1 in 40 in the Caucasian population, and approximately 1 in 140 in the Hispanic population.

All other items listed within the Knowns portion of the Evidence Description section are eliminated as contributors to the DNA profile from item #74-3S1.

24. The results demonstrate that item #74-4S1 (swabbing – thirteen cartridges from 74-3) is a mixture. L. Rousseau (item **01 02**) is included as a contributor to the DNA profile from item #74-4S1. The expected frequency of individuals who could be a contributor to the DNA profile from item #74-4S1 is approximately 1 in 620,000 in the African American population, approximately 1 in 28,000 in the Caucasian population, and approximately 1 in 100,000 in the Hispanic population.

All other items listed within the Knowns portion of the Evidence Description section are eliminated as contributors to the DNA profile from item #74-4S1.

25. The results demonstrate that item #74-5S1 (swabbing – unstained areas of empty PMAG magazine) is a mixture. **01 02 03 12** (item **01 02**), **01 02 03 12** (item #**01 02**), R. Marie D'Avino (item **01 02**), and L. Rousseau (item #**01 02**) are included as contributors to the DNA profile from item #74-5S1. The expected frequency of individuals who could be a contributor to the DNA profile from item #74-5S1 is approximately 1 in 1,200 in the African American population, approximately 1 in 50 in the Caucasian population, and approximately 1 in 230 in the Hispanic population.

**01 02 03 12** (item #**01 02**) cannot be eliminated as a contributor to the DNA profile from item #74-5S1. The expected frequency of individuals who cannot be eliminated as a contributor to the DNA profile (at all loci tested except D18S51) from item #74-5S1 is approximately 1 in 670 in the African American population, approximately 1 in 30 in the Caucasian population, and approximately 1 in 140 in the Hispanic population.

**AMENDED SUPPLEMENTAL DNA REPORT VI**

**CONCLUSIONS  
CONTINUED:**

All other items listed within the Knowns portion of the Evidence Description section are eliminated as contributors to the DNA profile from item #74-5S1.

26. Insufficient amplification products were detected from item #75-S1 (swabbing – 5.56 X 45 cartridge) for comparison to the known DNA profile of A. Marie Murphy (01 02).

The results eliminate all other items listed within the Knowns portion of the Evidence Description section as the source of the DNA profile from item #75-S1.

27. The results demonstrate that item #108-1S1 (swabbing – forearm area of Saiga-12 shotgun) is a mixture. (01 02 03 12) (item 01 02) cannot be eliminated as a contributor to the DNA profile from item #108-1S1. The expected frequency of individuals who cannot be eliminated as a contributor to the DNA profile (at all loci tested except D18S51) from item #108-1S1 is less than 1 in 7 billion in the African American population, approximately 1 in 1.3 billion in the Caucasian population, and approximately 1 in 2.9 billion in the Hispanic population.

All other items listed within the Knowns portion of the Evidence Description section are eliminated as contributors to the DNA profile from item #108-1S1.

28. The results demonstrate that item #108-1S2 (swabbing – stock area of Saiga-12 shotgun) is a mixture. (01 02 03 12) (item 01 02) cannot be eliminated as a contributor to the DNA profile from item #108-1S2. The expected frequency of individuals who cannot be eliminated as a contributor to the DNA profile (at all loci tested except D21S11) from item #108-1S2 is less than 1 in 7 billion in the African American population, approximately 1 in 1.4 billion in the Caucasian population, and approximately 1 in 2.3 billion in the Hispanic population.

All other items listed within the Knowns portion of the Evidence Description section are eliminated as contributors to the DNA profile from item #108-1S2.

**AMENDED SUPPLEMENTAL DNA REPORT VI**


**CONCLUSIONS  
CONTINUED:**

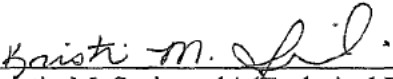
29. The results demonstrate that item #108-2S1 (swabbing – magazine) is a mixture. 01 02 03 12  
[REDACTED] item 01 02) cannot be eliminated as a contributor to the DNA profile from item #108-2S1. The expected frequency of individuals who cannot be eliminated as a contributor to the DNA profile (at all loci tested except D18S51) from item #108-2S1 is less than 1 in 7 billion in the African American, Caucasian, and Hispanic populations.

All other items listed within the Knowns portion of the Evidence Description section are eliminated as contributors to the DNA profile from item #108-2S1.

30. All other items listed within the Knowns portion of the Evidence Description section are eliminated as the source of, or contributors to, all DNA profiles not previously reported within the Conclusions section of this report.

**This report reflects the test results, conclusions, interpretations, and/or the findings of the analyst as indicated by their signature below.**

  
Eric J. Carita (Analyst)  
Forensic Science Examiner 1

  
Kristin M. Sasinoski (Technical Reviewer)  
Forensic Science Examiner 2