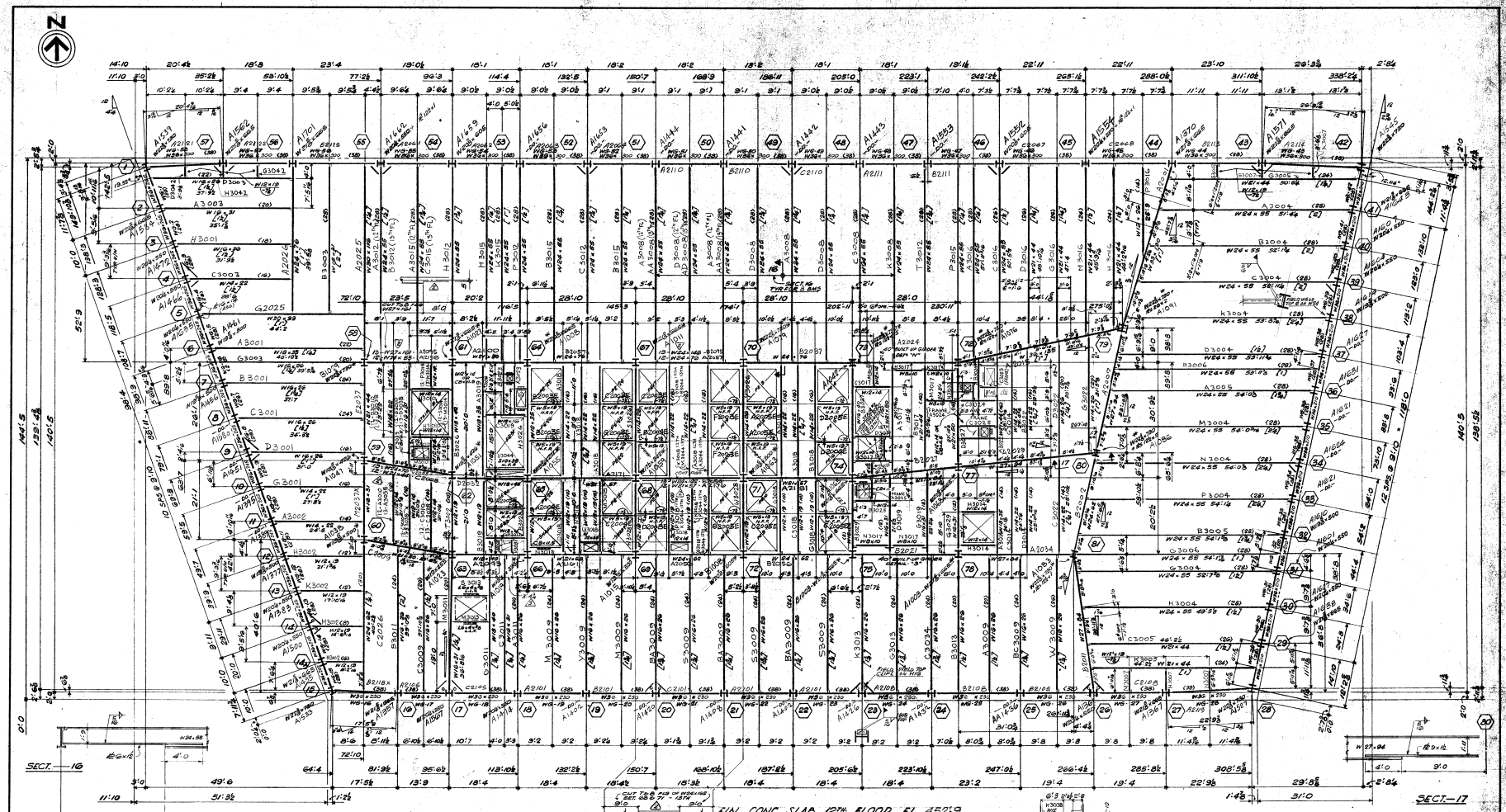

FOR KEY PLAN SHOWING CONNECTION LOCATIONS SEE DWG. 9100

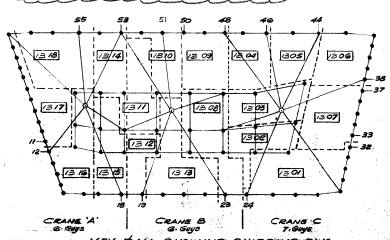

KEY PLAN SHOWING SHIPPING DIVS.

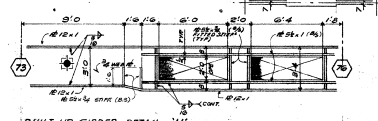

BUILT-UP GIRDER DETAIL—'N'
GIRDER REACTION = 100K.
PROVIDE FULL DEPTH CONNECTION FOR ALL BEAMS FRAMING INTO THE NORTH SIDE OF THE BUILT-UP GIRDER

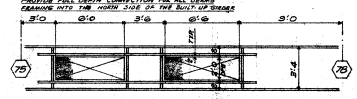

PL SIZES & WELDING SAME AS DETAIL 'N'

BUILT-UP GIRDER DETAIL—'S'
GIRDER REACTION = 75K.
PROVIDE FULL DEPTH CONNECTION FOR ALL BEAMS FRAMING INTO THE SOUTH SIDE OF THE BUILT-UP GIRDER

FIN. CONC. SLAB 12TH. FLOOR EL. 452'-9
FIN. CONC. SLAB 13TH. FLOOR EL. 465'-6
TOP OF STEEL 5½" BELOW FIN. CONC. SLAB U.N.
ALL BEAMS SHALL BE ASTM A-572 GRADE 50 EXCEPT:—
WIND GIRDERS - INDICATED "WG" ON PLAN.
ALL BEAMS W5×19 (-7½) & SPANDREL BRACE BEAMS W12×19 (-7½)
WHICH SHALL BE ASTM A-36
ALL COLS ARE A36 EXCEPT COLS WITH * WHICH ARE A572 GR.50
REINF. PL'S FOR COLS WITH * UP TO 2" THK.—A572 GR.50
OVER 2" THK.—A588
OVER 4" THK.—A572 GR.42
OVER 6" THK.—A588
BEAM OPENING ℄ ELEVATIONS, ARE GIVEN WITH RESPECT TO TOP OF STEEL.
(...) INDICATES ¾"×5 SHEAR STUDS, FIELD APPLIED
[...] INDICATES CAMBER
FOR GENERAL NOTES—SEE E120
COL. SCHEDULES — E117, 117A
FOR SPANDREL TO CONNECTIONS TO PERIMETER COL'S & WIND GIRDERS, SEE CW-1
4 FOR ADDITIONAL STUDS SEE CUST. DWG. S8 REV. 1

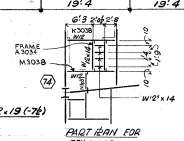

PART PLAN FOR 13TH FLOOR

7TH TIER Aug 28/85 E July 5/85 E

REVISED			
DATE	BY	OPEN HOLES	
DATE	BY	PAINT	
DATE	BY	ERECTED BY	
DATE	BY	FIELD PAINT	
DATE	BY	INSPECTION	

12TH & 13TH FLOOR FRAMING PLAN.
7 WORLD TRADE CENTER.
TISHMAN CONSTRUCTION. CUSTOMER
EMERY ROTH & SONS P.C. ARCHITECT
IRWIN G. CANTOR P.C. ENGINEER

NO.	DATE	BY	REVISION
4	Aug 12/85	BF	NOTE FOR ADD. STUDS (X-54)
3	5/28/85	GP	X26 OPENS @ COLEG. REV.
2	5/8/85	GP	DERRICK SUPPORT BMS @ 13TH.
			(ELECT. CLOSET "C" REV. 3/31/85
1	4/13/85	GP	TO APPROVAL 4/17/85

FRANKEL STEEL LIMITED
226 ATTWELL DRIVE UNIT 1 REXDALE, ONTARIO M9W 5R2
SQUAD F.R.
MADE BY: GP DATE CHKD. BY: JM DATE
CONT. No. 84-15 SHEET E12/B